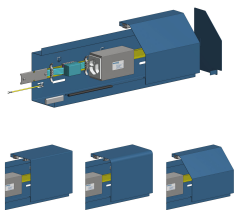




















System overview

Hinged cover channel system KDK 220x150



Hinged cover channel 200x150 mm





















Components

	<p>58301 - Channel shell ws KDK 220x150</p> <p>made of galvanized sheet steel 1.5mm including connection material and grounding wire Color: RAL 9010 Pure white Length: 2000mm</p>	
	<p>58302 - Channel shell FnW KDK 220x150</p> <p>made of galvanized steel sheet 1.5mm including connection material and ground wire Color: at choice Length: 2000mm</p>	
	<p>52415 - U-clamp profile reinforced 1-3mm</p> <p>as edge protection profile for sheet thickness up to 3mm</p>	
	<p>53600 - Connecting bride straight</p> <p>for connecting the channel shells</p>	
	<p>53512 - Connector straight for DIN rail</p> <p>for connecting the channel shell for DIN-35 rail</p>	
	<p>53602 - Connecting clamp IG 90° with 6-kt-Schr.</p> <p>for connecting with 90° inside miter of the channel shells</p>	
	<p>53539 - Connector IG 90° for DIN rail</p> <p>for connecting the channel shell for DIN-35 rail with 90° inside miter</p>	
	<p>53601 - Connecting clamp AG 90° with 6-kt-Schr.</p> <p>for connecting with external miter 90° of the channel shells</p>	



System overview




















Hinged cover channel system KDK 220x150

	53538 - Connector AG 90° for DIN rail for connecting the channel shell for DIN-35 rail with external miter 90°	
	53604 - Connecting clamp IG 135° with 6-kt-Schr. for connecting with internal miter 135° of the channel shells	
	53541 - Connector IG 135° for DIN rail for connecting the channel shell for DIN-35 rail with inside miter 135°	
	53603 - Connecting clamp AG 135° with 6-kt-Schr. for connecting with external miter 135° of the channel shells	
	53540 - Connector AG 135° for DIN rail for connecting the channel shell for DIN-35 rail with external miter 135°	
	58807 - Hinged cover chamfer ws KDK 220x150 made of galvanized steel sheet 1.5mm with 2 pcs. hinge type B Color: RAL 9010 Pure white Length: 1000mm	
	58808 - Hinged cover chamfer FnW KDK 220x150 made of galvanized steel sheet 1.5mm with 2 pcs. hinge type B Color: at choice Length: 1000mm	
	58811 - Hinged cover Radius ws KDK 220x150 made of galvanized steel sheet 1.5mm with 2 pcs. hinge type B Color: RAL 9010 Pure white Length: 1000mm	
	58812 - Hinged cover Radius FnW KDK 220x150 made of galvanized steel sheet 1.5mm with 2 pcs. hinge type B Color: at choice Length: 1000mm	
	58815 - Hinged lid edge ws KDK 220x150 made of galvanized steel sheet 1.5mm with 2 pcs. hinge type B Color: RAL 9010 Pure white Length: 1000mm	



System overview



















Hinged cover channel system KDK 220x150

	58816 - Hinged cover edge FnW KDK 220x150 made of galvanized steel sheet 1.5mm with 2 pcs. hinge type B Color: at choice Length: 1000mm	
	58517 - End wall I chamfer ws KDK 220x150 Version left galvanized sheet steel 1.5mm Color: RAL 9010 Pure white	
	58518 - End wall I chamfer FnW KDK 220x150 Finish left galvanized steel sheet 1.5mm Color: at choice	
	58485 - End wall r chamfer ws KDK 220x150 Version right galvanized sheet steel 1.5mm Color: RAL 9010 Pure white	
	58486 - End wall r chamfer FnW KDK 220x150 Finish right galvanized steel sheet 1.5mm Color: at choice	
	58525 - End wall I radius ws KDK 220x150 Version left galvanized sheet steel 1.5mm Color: RAL 9010 Pure white	
	58526 - End wall I Radius FnW KDK 220x150 Finish left galvanized steel sheet 1.5mm Color: at choice	
	58493 - End wall r radius ws KDK 220x150 Version right galvanized sheet steel 1.5mm Color: RAL 9010 Pure white	
	58494 - End wall r Radius FnW KDK 220x150 Finish right galvanized steel sheet 1.5mm Color: at choice	
	58527 - End wall I edge ws KDK 220x150 Version left galvanized sheet steel 1.5mm Color: RAL 9010 Pure white	



System overview

Hinged cover channel system KDK 220x150

	58528 - End wall l edge FnW KDK 220x150 Finish left galvanized steel sheet 1.5mm Color: at choice	
	58495 - End wall r edge ws KDK 220x150 Version right galvanized sheet steel 1.5mm Color: RAL 9010 Pure white	
	58755 - End piece l chamfer ws KDK 220x150 Version left, open on the side of galvanized sheet steel Color: RAL 9010 Pure white Length: 125mm	
	58756 - End piece l chamfer FnW KDK 220x150 Version left, open on the side of galvanized sheet steel Color: color of your choice Length: 125mm	
	58723 - End piece r chamfer ws KDK 220x150 Version right, open on the side of galvanized sheet steel Color: RAL 9010 Pure white Length: 125mm	
	58724 - End piece r chamfer FnW KDK 220x150 Design right, open on the side of galvanized sheet steel Color: color of your choice Length: 125mm	
	58763 - End piece left rounded KDK 220x150 Version left, open on the side of galvanized sheet steel 1.5mm Color: RAL 9010 Pure white Length: 125 mm	
	58764 - End piece left rounded KDK 220x150 Version left, open on the side of galvanized sheet steel 1.5mm Color: color of your choice Length: 125 mm	
	58731 - End piece right rounded KDK 220x150 Version right, open on the side of galvanized sheet steel 1.5mm Color: RAL 9010 Pure white Length: 125 mm	



System overview

Hinged cover channel system KDK 220x150

	58732 - End piece right rounded KDK 220x150 Version right, open on the side of galvanized sheet steel 1.5mm Color: color of your choice Length: 125 mm	
	58765 - End piece left edge white KDK 220x150 End piece version left for hinged cover trunking KDK 220x150, open at the side made of galvanized sheet steel 1.5mm Color: RAL 9010 Pure white Length: 125 mm	
	58766 - End piece left edge color choice KDK 220x150 Corner piece version left for hinged cover trunking KDK 220x150, open at the side made of galvanized sheet steel 1.5mm Color: RAL 9010 Pure white Length: 125 mm	
	58733 - End piece right edge ws KDK 220x150 End piece right edge ws KDK 220x150. Version right, open on the side of galvanized sheet steel 1.5mm Color: RAL 9010 Pure white Length: 125 mm	
	58734 - End piece right edge color choice KDK 220x150 End piece version right for hinged cover trunking KDK 220x150, open at the side made of galvanized sheet steel 1.5mm Color: at choice Length: 125 mm	
	58627 - Intermediate piece chamfer ws KDK 220x150 made of galvanized sheet steel 1.5mm Color: RAL 9010 Pure white Length: 250mm	
	58628 - Intermediate piece chamfer FnW KDK 220x150 made of galvanized steel sheet 1.5mm Color: at choice Length: 250mm	
	58635 - Intermediate module rounded KDK 220x150 made of galvanized sheet steel 1.5mm Color: RAL 9010 Pure white Length: 250 mm	



System overview

Hinged cover channel system KDK 220x150

	58636 - Intermediate module rounded KDK 220x150 made of galvanized steel sheet 1.5mm Color: color of your choice Length: 250 mm	
	58637 - Intermediate piece edge ws KDK 220x150 made of galvanized sheet steel 1.5mm Color: Ral 9010 Pure white Length: 250mm	
	58638 - Intermediate piece edge FnW KDK 220x150 made of galvanized steel sheet 1.5mm Color: at choice Length: 250mm	
	58851 - Corner piece 90° asn chamfer ws KDK 220x150 90° made of galvanized steel sheet 1.5mm color: RAL 9010 pure white leg length: à 250mm	
	58852 - Corner piece 90° asn chamfer FnW KDK 220x150 90° outside galvanized steel sheet 1.5mm Color: at choice Leg length: à 250mm	
	58883 - Corner piece 90° inn chamfer ws KDK 220x150 90° inside galvanized sheet steel 1.5mm Color: RAL 9010 Pure white Leg length: à 250mm	
	58884 - Corner piece 90° inn chamfer FnW KDK 220x150 90° inside galvanized steel sheet 1.5mm Color: your choice Leg length: à 250mm	
	58859 - Angle 90° exterior rounded KDK 220x150 90° outside galvanized sheet steel 1.5mm Color: RAL 9010 Pure white Leg length: à 250 mm	
	58860 - Angle 90° exterior rounded KDK 220x150 90° outside galvanized steel sheet 1.5mm Color: choice leg Length: à 250 mm	



System overview





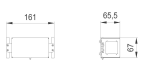

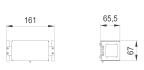

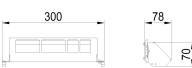









Hinged cover channel system KDK 220x150

	<p>58891 - Angle 90° interior rounded KDK 220x150</p> <p>90° inside galvanized sheet steel 1.5mm Color: RAL 9010 Pure white Leg length: à 250 mm</p>	
	<p>58892 - Angle 90° interior rounded KDK 220x150</p> <p>90° inside galvanized steel sheet 1.5mm Color: at choice Leg length: à 250 mm</p>	
	<p>58861 - Corner piece 90° from edge ws KDK 220x150</p> <p>90° outside galvanized sheet steel Color: RAL 9010 Pure white Leg length: à 250mm</p>	
	<p>58862 - Corner piece 90° from edge FnW KDK 220x150</p> <p>90° outside galvanized sheet steel Color: at choice Leg length: à 250mm</p>	
	<p>58893 - Corner piece 90° inn edge ws KDK 220x150</p> <p>90° inside galvanized sheet steel 1.5mm Color: RAL 9010 Pure white Leg length: à 250mm</p>	
	<p>58894 - Corner piece 90° inn edge FnW KDK 220x150</p> <p>90° inside galvanized steel sheet 1.5mm Color: your choice Leg length: à 250mm</p>	
	<p>57191 - Installation kit DS 2FLF 3/5 empty</p> <p>made of sendzimir-galvanized sheet steel 1.5mm to snap onto DIN-35 rail Color: raw</p>	
	<p>57184 - Installation kit DS 1FLF 6/5 2FLF 3/5 empty</p> <p>made of senzimir galvanized steel sheet 1.5mm to snap onto DIN 35 rail Color: raw</p>	



System overview


Hinged cover channel system KDK 220x150

	<p>57183 - Installation kit DS 1FLF 6/5 empty</p> <p>made of galvanized sheet steel 1.5mm to snap on DIN35 rail Color: RAL 7032 pebble gray</p> 
	<p>57187 - Installation kit DS 1FLF 3/5 empty</p> <p>made of galvanized sheet steel 1.5mm to snap on DIN35 rail color: RAL 7032 pebble gray</p> 
	<p>57192 - Installation kit DS Sts 2x1-2LM empty</p> <p>made of sendzimir galvanized sheet steel for socket alignment in longitudinal direction snaps onto DIN35 rail for the use of two sockets Legrand Mosaic 45x45</p> 
	<p>57190 - Installation kit DS Scs 2x1-2LM empty</p> <p>made of sendzimir-galvanized sheet steel for socket alignment in longitudinal direction snaps onto DIN35 rail for the use of two sockets Legrand Mosaic 45x45 low-current version</p> 
	<p>59513 - Installation kit 6FLF vertical empty</p> <p>for 2xFLF 3/5 and 2xFLF 6/5 made of sendzimir-galvanized sheet steel 1.5mm with 2 clamps to snap onto DIN-35 rail Color: raw</p> 
	<p>59512 - Installation kit 3FLF horizontal empty</p> <p>for 3xFLF 3/5 made of sendzimir-galvanized sheet steel 1.5mm with 2 clamps to snap onto DIN 35 rail Color: raw</p> 
	<p>57189 - Installation kit Sts 2 FLF 6/5 Scs 5 FLF 3/5</p> <p>made of galvanized sheet steel 1.5mm to snap on DIN-35 rail Dimension: 390x80x108mm Color: RAL 7016 anthracite gray</p> 
	<p>53670 - Cable tray 80</p> <p>made of sendzimir galvanized steel sheet length: 670mm</p> 
	<p>51210 - Cable tray PVC to DIN35 rail</p> <p>Hard PVC 2mm Color: gray Length: 1850mm</p> 



System overview

Hinged cover channel system KDK 220x150



58315 - Order separator KDK 220x150

made of sendzimir-galvanized sheet steel for insertion into trunking tray 1/3 , 2/3 division

