




System overview

Components for distribution tableaux



Various end caps, corner pieces, angle pieces and cross connectors.

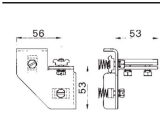

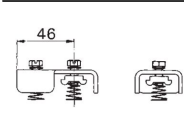
Components

	<p>4425 - Bend heavy type</p> <p>Made of sheet steel 3 mm, galvanized, with hexagonal slotted screws made of galvanized steel M16x16, spring washers and sliding blocks for insertion in profile rail No. 4283, type C30, with 4 screws and 2 anchor plates 50 mm long</p>	
	<p>4426 - Bend lighter type</p> <p>Made of sheet steel 3 mm, galvanized, with hexagonal slotted screws made of galvanized steel M6x16, spring washers and sliding blocks for insertion in profile rail No. 4383, type C30</p>	
	<p>4422 - Crossing piece double</p> <p>of galvanized sheet steel 3mm</p>	
	<p>4419 - Crossing piece single</p> <p>made of sheet steel 3mm, galvanized with hexagonal slotted screws made of galvanized steel M16x16, spring washers and sliding blocks for insertion in profile rail no. 4283, type C30 with 4 screws and 2 anchor plates 50mm long</p>	
	<p>53509 - End cover to rail 4383</p> <p>Size 34x20x1mm</p>	
	<p>30273 - End piece 15mm MPS 80</p> <p>null</p>	
	<p>4076 - End piece to marking strips</p> <p>p. profilé de marquage</p>	
	<p>4423 - Knee type D</p> <p>of galvanized sheet steel 3mm</p>	



System overview

Components for distribution tableaux

	4424 - Knee type E of galvanized sheet steel 3mm	
	4421 - T-junction piece of galvanized sheet steel 3mm	