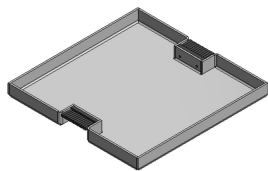




Product data sheet

51573 - Al lid with rim BAK/DAK22 BL



made of aluminum 3mm
with edge height 22mm
including 2 pcs. Brush outlets

Characteristics	
Base Unit	Piece
availability	Delivery according to agreement
group	282000
Packaging unit	1
country of origin	CH
Weight (g)	738 g



Product data sheet

51573 - Al lid with rim BAK/DAK22 BL


Product accessories



Product data sheet


51573 - Al lid with rim BAK/DAK22 BL

Product systems




Floor junction box BAK22 300x40

Underfloor system with square plenum box and chrome steel and aluminum junction boxes, edge height 22mm for UFK 300x40 underfloor duct.




Floor junction box BAK22 300x50

Underfloor system with square plenum box and chrome steel and aluminum junction boxes, edge height 22mm for UFK 300x50 underfloor duct.



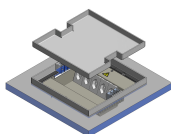
Floor junction box BAK22 200x40

Underfloor system with square plenum box and chrome steel and aluminum junction boxes, edge height 22mm for UFK 200x40 underfloor duct.



Floor junction box BAK22 200x50

Underfloor system with square plenum box and chrome steel and aluminum junction boxes, edge height 22mm for UFK 200x50 underfloor duct.



DAK22 271x271 square

Raised floor system DAK22 271x271 square.





Product data sheet

51573 - Al lid with rim BAK/DAK22 BL



Floor junction box BAK22 to slab formwork



Plenum box BAK22 for fastening to the slab formwork.

The installation of underfloor ducts requires a minimum height of the concrete overlay (60 mm). If this height is not available, special boxes can be obtained for concreting into the raw slab. After fastening to the formwork, they are connected to each other with underfloor trunking 200 x 40, covered with the temporary protective cover and cast in the concrete up to the top edge.

The installation kit is mounted on the levelable box insert; the opening between the box bottom and the installation plate allows the cable to pass through to the next box. After finished wiring, an aluminum cover with cable trough is attached.

Connection box consisting of:

- Enclosure with adjustable feet, with four side openings 202 x 42 mm and a bottom entry tube M50 with temporary one-way steel cover incl. 4 screws
- Enclosure insert made of aluminum, with frame 278 x 278
- Al cover with edge 22 mm
- 2 cable trays made of polycarbonate crystal clear with transparent filler piece