




Product data sheet

51567 - Al cover visible BAK22 KM



made of aluminum 3mm, Sichseite colorless anodized,  
glued to wood raw chipboard V100 22mm.  
Dimension: 271x271x25mm

Characteristics	
Base Unit	Piece
availability	Delivery according to agreement
group	282000
Packaging unit	1
country of origin	CH
Customs tariff number	7616.1090



## **Product data sheet**

51567 - AI cover visible BAK22 KM

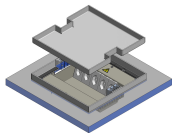
### **Product accessories**



Product data sheet


51567 - Al cover visible BAK22 KM

Product systems




**DAK22 271x271 square**

Raised floor system DAK22 271x271 square.




**DAK22 levelable 271x271 square**

Raised floor system DAK22 271x271 square, with levelable covering height




**Floor junction box BAK22 200x40**

Underfloor system with square plenum box and chrome steel and aluminum junction boxes, edge height 22mm for UFK 200x40 underfloor duct.




**Floor junction box BAK22 200x50**

Underfloor system with square plenum box and chrome steel and aluminum junction boxes, edge height 22mm for UFK 200x50 underfloor duct.



**Floor junction box BAK22 300x40**

Underfloor system with square plenum box and chrome steel and aluminum junction boxes, edge height 22mm for UFK 300x40 underfloor duct.



**Floor junction box BAK22 300x50**

Underfloor system with square plenum box and chrome steel and aluminum junction boxes, edge height 22mm for UFK 300x50 underfloor duct.





## Product data sheet

51567 - Al cover visible BAK22 KM



### Floor junction box BAK22 to slab formwork



Plenum box BAK22 for fastening to the slab formwork.

The installation of underfloor ducts requires a minimum height of the concrete overlay (60 mm). If this height is not available, special boxes can be obtained for concreting into the raw slab. After fastening to the formwork, they are connected to each other with underfloor trunking 200 x 40, covered with the temporary protective cover and cast in the concrete up to the top edge.

The installation kit is mounted on the levelable box insert; the opening between the box bottom and the installation plate allows the cable to pass through to the next box. After finished wiring, an aluminum cover with cable trough is attached.

Connection box consisting of:

- Enclosure with adjustable feet, with four side openings 202 x 42 mm and a bottom entry tube M50 with temporary one-way steel cover incl. 4 screws
- Enclosure insert made of aluminum, with frame 278 x 278
- Al cover with edge 22 mm
- 2 cable trays made of polycarbonate crystal clear with transparent filler piece