














System overview

Disconnect plugs and component plugs to terminals DIN 35

Various disconnect plugs and component plugs to DIN 35 terminals.

Components

	<b>3821 - Disconnecting plug orange</b> to disconnecting terminals	
	<b>30132 - Component plug, grey, empty</b> Component plug	
	<b>30134 - Fuse plug 5x20mm</b> Fuse plug with fuse 5x20mm	
	<b>30134/230 - Fuse plug 5x20mm, LED 230V</b> Fuse plug with fuse 5x20mm	
	<b>30133 - Diode plug with rectifier diode black</b> Diode plug 1N 4007 with rectifier diode black	
	<b>30134/24 - Fuse plug 5x20mm, LED 24V</b> Fuse plug with fuse 5x20mm	